




Imax
40kA

Din Rail AC Surge Protector

DS4x-480, DS4x-400, DS4x-320, DS4x-230, DS4x-120



DS44-120/G

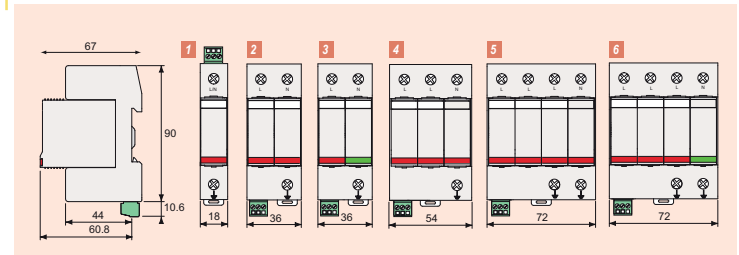


DS40 is a general duty AC Surge Protection Device (SPD) for high risk electrical service entrance and branch panel applications. The DS40 provides protection against the direct and indirect effects of lightning and is particularly useful in areas where space is limited.

The DS40 is a multi-pole monoblock that can be configured for both common and differential mode protection in any single and three phase application to 480Vac.

The DS40 has a high surge current handling 40kA 8/20us, a low residual voltage, and /G version has no leakage current to ground plus no follow current. The DS40 module is din rail mountable with cage terminal connectors for parallel wiring. The DS40 include integral thermal disconnection compliant to UL-60691, a visual fault indicator, replaceable modules as well as remote signalization.

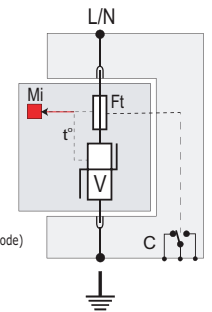
Dimensions and Diagram (in mm)



V: High-energy varistor
Ft: Thermal fuse
C: Remote signaling contact
t°: Thermal disconnection system
Mi : Disconnection indicator

DS4xS-230/G

- «x» = CT1 configuration (common mode)
- «G» = CT2 configuration (common and differential mode)
- Operating voltage
- «S» = Remote signal option
- Number of protected poles (1, 2, 3, 4)



Characteristics

CITEL Part Number	DS4x-480	DS4x-400	DS4x-320	DS4x-230	DS4x-120
AC Network	347/600V 480V	240/415V 277/480V	230/400V 277/480V	220/380V 230/400V	120/208V 120/240V
Connection Mode	L-N or L-G	L-N or L-G	L-N or L-G	L-N or L-G	L-N or L-G
UL Max. Operating Voltage (MCOV)	550Vac	420Vac	320Vac	275Vac	150Vac
TOV Withstand (UT)	550Vac	420Vac	320Vac	275Vac	150Vac
IEC/UL Nominal Discharge Current (In) 15 impulses 8/20 µs	20kA	20kA	20kA	20kA	20kA
Max. Discharge Current (Imax) 1 impulse 8/20 µs	40kA	40kA	40kA	40kA	40kA
Max. Lightning Current (Iimp) 1 impulse 10/350 µs	-	-	-	-	-
UL Voltage Protection Rating (VPR)	1800V	1500V	1200V	1000V	600V
Protection Level at In (Up)	2.5kV	1.8kV	1.25kV	1.25kV	0.5kV
UL Short-Circuit Current Rating (SCCR)	25kAIC	100kAIC	100kAIC	100kAIC	100kAIC
Leakage Current at MCOV (Ic)	<1mA	<1mA	<1mA	<1mA	<1mA
Follow Current (If)	none				
AC System	IT, TT, TN, Single, Split Phase, Delta, Wye				
Thermal Disconnector	UL 60691				
Overcurrent Protection	Time Delay - 125A Max.				
Dimensions	90 x 18 x 67 (in mm)				
Connection	by screw terminals, #4 AWG Max.				
Remote Signal Indicator	250Vac Max., 2A				
Mounting	Din Rail, 35mm Symmetrical				
Operating Temp	-50°C to +85°C				
Operating Altitude	13,000 ft (4,000m)				
Relative Humidity	5 to 95% non-condensing, up to 100% external				
Enclosure Material	Thermoplastic UL94-5A				
Environmental Rating	IP20				
Weight	3.4 oz				
Standards Compliance					
IEC 61643-1 - INTERNATIONAL	Class II				
EN 61643-11 - EUROPE	Class II				
NF EN 61643-11 - FRANCE	Class II				
UL1449 3rd Edition - USA	Type 4, Type 2 Location				
UL1449 3rd Edition - CANADA	Type 4, Type 2 Location				
CSA C22.2 No. 8-M1986	Class 9091 32, Class 9091 92				
RoHS	Directive 2002/95/EC				

* No Leakage Current with /G versions

Standard Configurations

